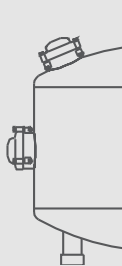
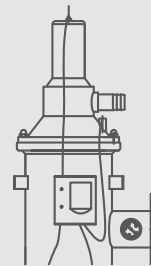
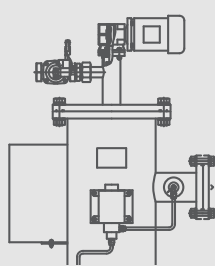
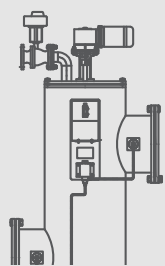
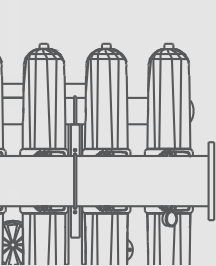
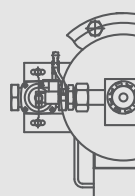
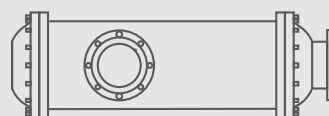

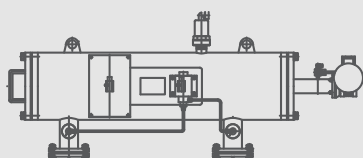
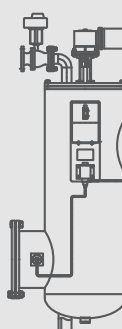
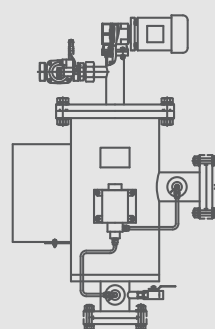
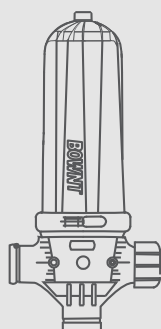
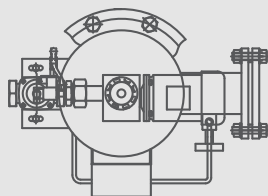
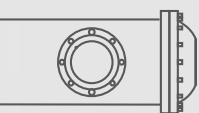
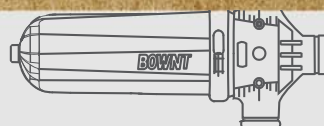
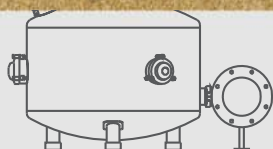
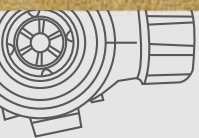




BOWNT

BOS-EBV



BOS-EBV

BOS-EBV is an electric brush self-cleaning screen filter, vertical type.

MAIN FEATURES:

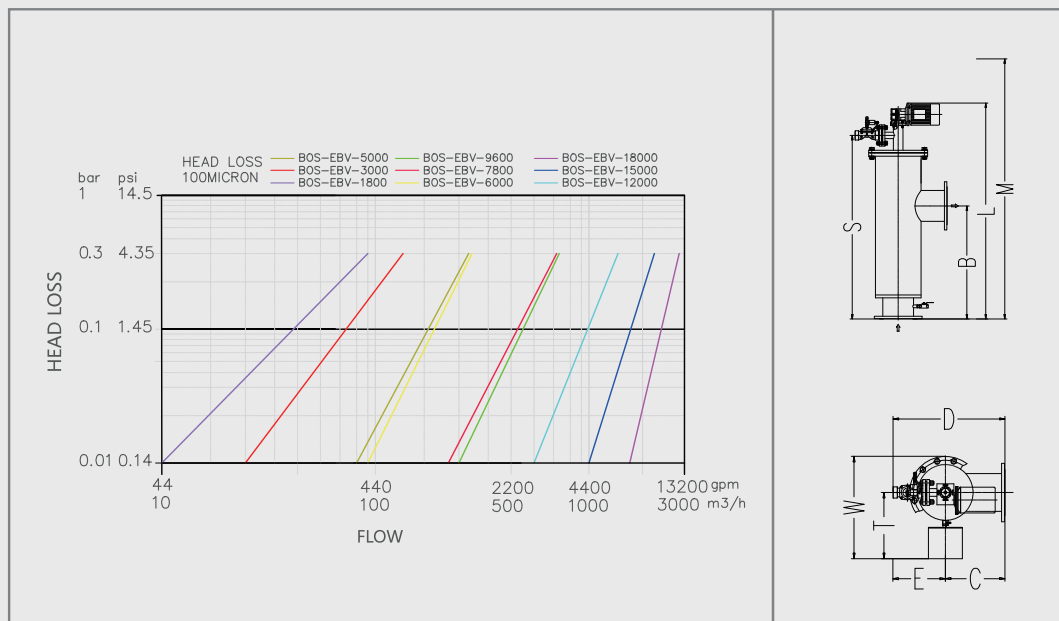
- Electric drive, vertical installation, reliable and durable brush cleaning system.
- High efficiency, energy saving and low water consumption .
- Back washing cycle can be automatic activated by differential pressure and timing, without an interruption of filtration.
- Flange standard: ANSI B16.5/DIN2576/GB9119.
- Filtration grade optional for 50、 100、 200、 300、 500、 800、 1500、 2500、 3500 micron and etc.
- Filter screen & shaft are made of SS 316L, optional for duplex 2205 and super duplex 2507.
- Filter housing is made of high quality carbon steel with anticorrosive treatment, optional for SS 316L, duplex 2205 and super duplex 2507.
- Max. working pressure: 145psi (1.0MPa) as standard, optional for 232psi (1.6MPa) and 362.5psi (2.5MPa)
- High anti-corrosive or explosion-proof requirements can be customized.
- All filters apply to hydraulic test before shipment to ensure a high quality.



MAIN PARAMETERS

Max. working pressure psi (MPa)	145 (1.0) /232 (1.6) /362.5 (2.5)
Min. back washing pressure psi (MPa)	29 (0.2)
Inlet/Outlet flange inch (mm)	3"-24" (DN80-DN600)
Housing diameter inch (mm)	8"-36" (Φ219-Φ916)
Flowrate gpm (m ³ /h)	≤12320 (2800)
Filtration surface inch ² (cm ²)	279-4030 (1800-26000)
Filtration grade (um)	50-3500
Back washing mode	Differential Pressure / Timing / Manual
Max. working temperature °F (°C)	158 (70)
Rated operating voltage	3 PHASE, 220/380V, 50HZ
Motor power hp (kw)	0.12-1.02 (0.09-0.75)
Control unit voltage	220V AC

Model	Max. Flow		Filtration surface	Connection (DN/PN1.0)		Back washing cycle			
	(gpm)	(m ³ /h)		Inlet-Outlet	Drain	Flow	Time	Water consumption	Power
			inch ² (cm ²)						
BOS-EBV1800/4C	352	80	279 1800	4" 100	1" 25	126.8 8	15	31.7 120	0.12 0.09
BOS-EBV3000/4C	352	80	465 3000	4" 100	1" 25	126.8 8	15	31.7 120	0.24 0.18
BOS-EBV3000/6C	704	160	465 3000	6" 150	1" 25	126.8 8	15	31.7 120	0.24 0.18
BOS-EBV5000/6C	704	160	775 5000	6" 150	1.5" 40	126.8 8	15	31.7 120	0.24 0.18
BOS-EBV5000/8C	1320	300	775 5000	8" 200	1.5" 40	126.8 8	15	31.7 120	0.24 0.18
BOS-EBV6000/6C	704	160	930 6000	6" 150	1.5" 40	126.8 8	15	31.7 120	0.24 0.18
BOS-EBV6000/8C	1320	300	930 6000	8" 200	1.5" 40	158.5 10	15	31.7 120	0.24 0.18
BOS-EBV7800/10C	1980	450	1209 7800	10" 250	2" 50	158.5 10	30	79.3 300	0.50 0.37
BOS-EBV7800/12C	2860	650	1209 7800	12" 300	2" 50	158.5 10	30	79.3 300	0.50 0.37
BOS-EBV9600/10C	1980	450	1488 9600	10" 250	2" 50	158.5 10	30	79.3 300	0.50 0.37
BOS-EBV9600/12C	2860	650	1488 9600	12" 300	2" 50	158.5 10	30	79.3 300	0.50 0.37
BOS-EBV12000/14C	3960	900	1860 12000	14" 350	2" 50	158.5 10	30	79.3 300	0.75 0.55
BOS-EBV12000/16C	5280	1200	1860 12000	16" 400	2" 50	158.5 10	30	79.3 300	0.75 0.55
BOS-EBV15000/18C	6600	1500	2325 15000	18" 450	2.5" 65	237.75 15	40	158.5 600	1.02 0.75
BOS-EBV15000/20C	8800	2000	2325 15000	20" 500	2.5" 65	237.75 15	40	158.5 600	1.02 0.75
BOS-EBV18000/24C	10560	2400	2790 18000	24" 600	2.5" 65	237.75 15	40	158.5 600	1.02 0.75
BOS-EBV26000/24C	12320	2800	4030 26000	24" 600	2.5" 65	237.75 15	40	158.5 600	1.02 0.75



Model	Dimensions									Weight (kg)	
	L	W	D	B	S	C	E	T	M	Net	With water
	inch (mm)	inch (mm)	inch (mm)	inch (mm)	inch (mm)	inch (mm)	inch (mm)	inch (mm)	inch (mm)		
BOS-EBV1800/4C	35.51 902	16.02 407	23.62 600	15.75 400	27.17 690	11.02 280	12.60 320	8.86 225	59.06 1500	70	90
BOS-EBV3000/4C	36.46 926	16.02 407	23.62 600	15.75 400	29.65 753	11.02 280	12.60 320	8.86 225	59.06 1500	105	133
BOS-EBV3000/6C	39.96 1015	16.02 407	24.41 620	15.75 400	30.91 785	11.81 300	12.60 320	8.86 225	59.06 1500	140	180
BOS-EBV5000/6C	56.69 1440	23.43 595	25.98 660	25.59 650	47.64 1210	13.78 350	12.20 310	15.16 385	110.24 2800	160	242
BOS-EBV5000/8C	56.69 1440	23.43 595	25.98 660	25.59 650	47.64 1210	13.78 350	12.20 310	15.16 385	110.24 2800	175	256
BOS-EBV6000/6C	62.56 1589	23.43 595	25.98 660	31.50 800	53.54 1360	13.78 350	12.20 310	15.16 385	110.24 2800	170	252
BOS-EBV6000/8C	62.56 1589	23.43 595	25.98 660	31.50 800	53.54 1360	13.78 350	12.20 310	15.16 385	110.24 2800	185	267
BOS-EBV7800/10C	58.27 1480	27.40 696	31.50 800	25.59 650	48.98 1244	15.75 400	15.75 400	17.17 436	118.11 3000	210	360
BOS-EBV7800/12C	58.27 1480	27.40 696	31.50 800	25.59 650	48.98 1244	15.75 400	15.75 400	17.17 436	118.11 3000	235	385
BOS-EBV9600/10C	63.23 1606	27.40 696	31.50 800	31.50 800	54.13 1375	15.75 400	15.75 400	17.17 436	118.11 3000	230	370
BOS-EBV9600/12C	63.23 1606	27.40 696	31.50 800	31.50 800	54.13 1375	15.75 400	15.75 400	17.17 436	118.11 3000	265	405
BOS-EBV12000/14C	70.24 1784	32.87 835	40.35 1025	35.43 900	61.10 1552	19.69 500	20.67 525	20.83 529	109.45 2780	430	690
BOS-EBV12000/16C	70.24 1784	32.87 835	40.35 1025	35.43 900	61.10 1552	19.69 500	20.67 525	20.83 529	109.45 2780	450	710
BOS-EBV15000/18C	76.50 1943	40.91 1039	47.44 1205	37.40 950	66.93 1700	23.62 600	23.82 605	24.84 631	115.75 2940	750	1220
BOS-EBV15000/20C	76.50 1943	40.91 1039	47.44 1205	37.40 950	66.93 1700	23.62 600	23.82 605	24.84 631	115.75 2940	770	1240
BOS-EBV18000/24C	77.28 1963	44.84 1139	50.79 1290	39.37 1000	67.80 1722	25.59 650	25.20 640	26.81 681	116.54 2960	1000	1600
BOS-EBV26000/24C	81.22 2063	49.17 1249	54.72 1390	43.31 1100	72.05 1830	29.53 750	25.20 640	30.71 780	120.47 3060	1200	1800

Notice: The maximum flow rate and cleaning data is based on the data of 100 micron filtration grade and good water quality. The actual filtration flow and the selected filtration grade are related to water quality. Please refer to our company for details.

BOWNT

WWW.BOWNT.COM

AIOLIA INTERNATIONAL LLC · 1757 ASCOT COURT BLOOMFIELD MI 48302 · PHONE : +1 248 252 1773 · FAX: +1 248 562 7414 · EMAIL : INFO@BOWNT.COM

